

# STOP EXPOSURE

## Manage Patient Specimens with **SECURITY & SAFETY**



**SAFE,**  
thanks to  
its unique  
characteristics  
and innovative  
design

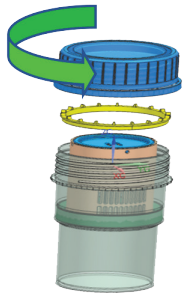


**PROTECTS**  
by reducing exposure  
to harmful chemicals  
and carcinogens

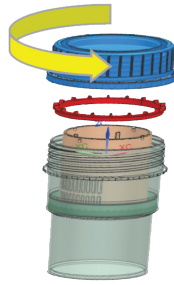


**SIMPLE**  
intuitive and  
easy-to-use

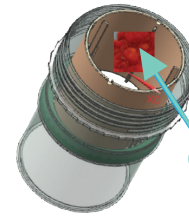
# how ZERO works



YELLOW RING



RED RING



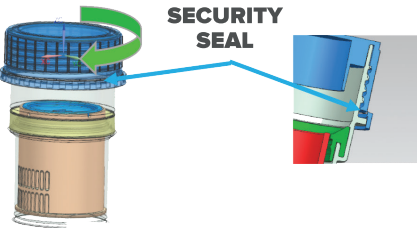
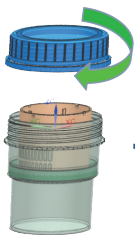
BIOPSY

## STEP 1

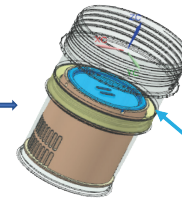
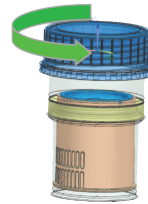
1. **Unscrew the lid** and remove the Yellow or Red Ring from the container

## STEP 2

2. **Take the biopsy** and place it in the upper basket in the container



SECURITY SEAL



BIOPSY

## STEP 3

3. **Screw the lid onto the container** until an audible proof of closure confirms the container is properly sealed and ready for transport

## STEP 4

4. **Unscrew the lid** by breaking the security seal, remove the lid on the basket using forceps or tweezers and remove biopsy

## ZERO 60 (A) VERSION

- 60ml Container
- Filled With 10ml of 8% Neutral Buffered Formalin and 10ml of Phosphate Buffered Saline
- 8 Different Cap Colors
- 192 Prefilled Containers per Case

## ZERO 60 (B) VERSION

- 60ml Container
- Filled With 60ml Neutral Buffered Formalin
- 8 Different Cap Colors
- 192 Prefilled Containers per Case

## ZERO 150 (C) VERSION

- 150ml Container
- Filled With 60ml Neutral Buffered Formalin
- 8 Different Cap Colors
- 96 Prefilled Containers per Case

## ZERO 500 (D) VERSION

- 500ml Container
- Filled With 115ml of 8% Neutral Buffered Formalin and 115ml of Phosphate Buffered Saline
- Translucent Cap Color Only
- 16 Prefilled Containers per Case

# STOP EXPOSURE

## Manage Patient Specimens with **SECURITY & SAFETY**



**SAFE,**  
thanks to  
its unique  
characteristics  
and innovative  
design



**PROTECTS**  
by reducing exposure  
to harmful chemicals  
and carcinogens



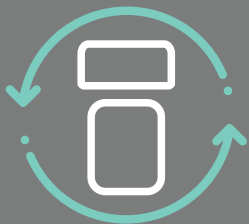
**SIMPLE**  
intuitive and  
easy-to-use



**SAFE**, thanks to its unique characteristics and innovative design



**PROTECTS**, by reducing exposure to harmful chemicals and carcinogens



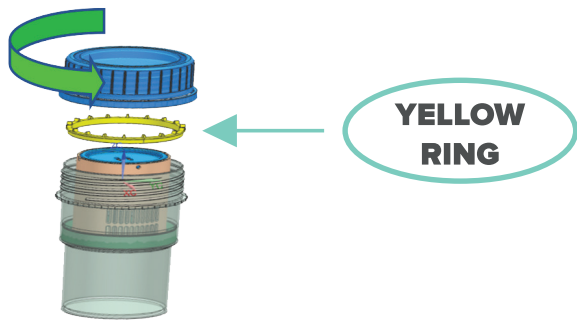
**SIMPLE**, intuitive and easy-to-use

# why use **ZERO** containers?



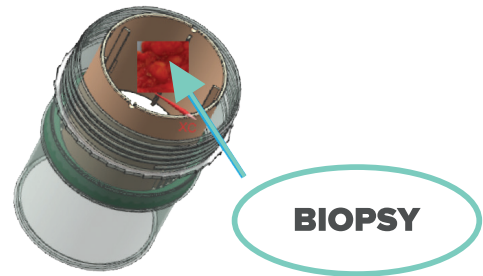
- The EPA classified formaldehyde as a human **carcinogen** under conditions of unusually high or prolonged exposures.
- National Academy of Sciences declares “Exposure to Formaldehyde **Linked to Three Types of Cancer**, Myeloid Leukemia, Nasopharyngeal & Sinonasal”
- The prefilled specimen containers customers use today, **do not** offer any protection from exposure

# how ZERO works



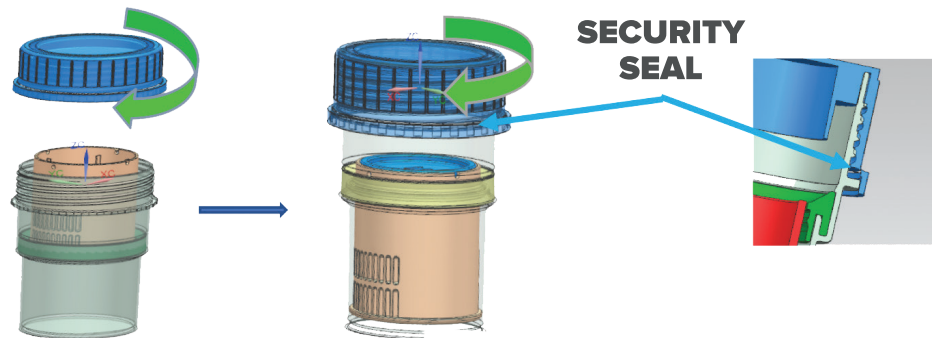
## STEP 1

1. **Unscrew the lid** and remove the Yellow Ring from the container



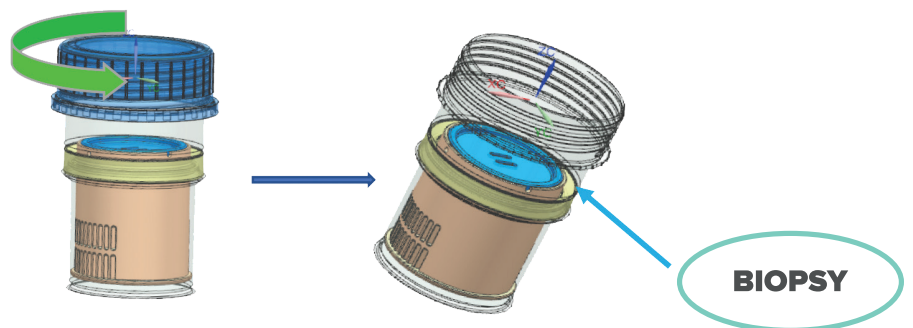
## STEP 2

2. **Take the biopsy** and place it in the upper basket in the container



## STEP 3

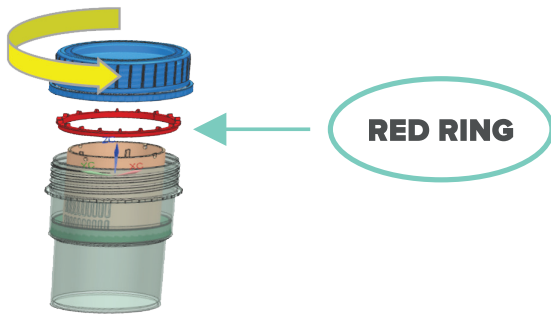
3. **Screw the lid onto the container** until an audible proof of closure confirms the container is properly sealed and ready for transport



## STEP 4

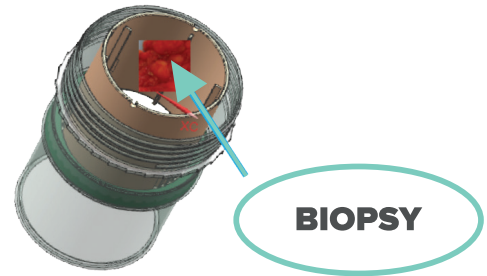
4. **Unscrew the lid** by breaking the security seal, remove the lid on the basket using forceps or tweezers and remove biopsy

# how ZERO works



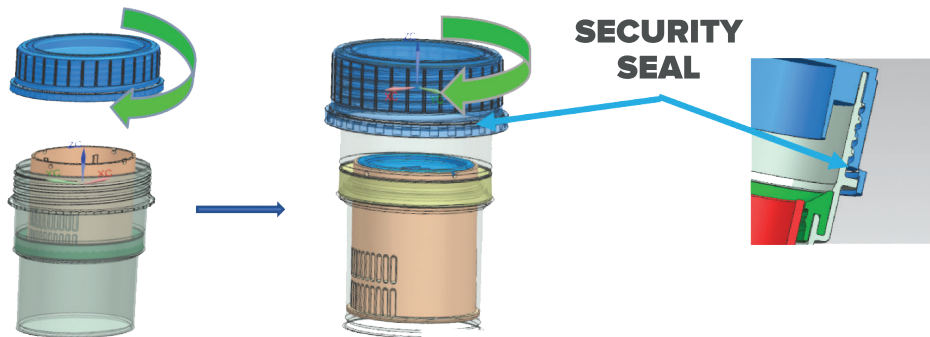
## STEP 1

1. **Unscrew the lid** and remove the Red ring from the container



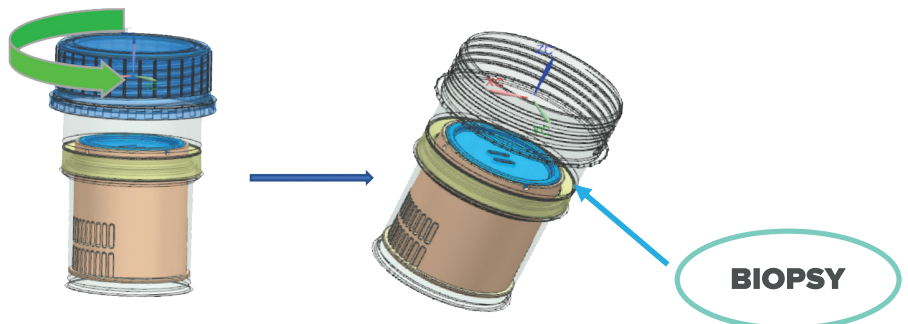
## STEP 2

2. **Place a single biopsy or multiple biopsies** in the upper part of the container. The upper chamber is filled with 10ml of phosphate buffered saline to keep your samples hydrated during a procedure



## STEP 3

3. **Screw the lid onto the container** until an audible proof of closure confirms the container is properly sealed and ready for transport



## STEP 4

4. **Unscrew the lid** by breaking the security seal, remove the lid on the basket using forceps or tweezers and remove biopsy

# ZERO 60A

60ml container with mix of  
8% Neutral Buffered Formalin  
+ 10ml of Phosphate Buffered Saline



PART NO.	SIZE	FILL LEVEL	CAP COLOR	PACKAGING
<b>6011</b>	60 ml	10 ml + 10 ml	TRANSLUCENT	192/CASE
<b>6012</b>	60 ml	10 ml + 10 ml	ORANGE	192/CASE
<b>6013</b>	60 ml	10 ml + 10 ml	BLUE	192/CASE
<b>6014</b>	60 ml	10 ml + 10 ml	YELLOW	192/CASE
<b>6015</b>	60 ml	10 ml + 10 ml	PINK	192/CASE
<b>6016</b>	60 ml	10 ml + 10 ml	GREEN	192/CASE
<b>6017</b>	60 ml	10 ml + 10 ml	GREY	192/CASE
<b>6018</b>	60 ml	10 ml + 10 ml	LILAC	192/CASE



**Meccanica GM s.r.l. - Medical Division**  
Via Barca snc - 600125 Loreto (AN), Italy  
Tel. 07 1970727 - Fax 07 1976440

[medical@meccanicagm.com](mailto:medical@meccanicagm.com) - [www.prodottozero.com](http://www.prodottozero.com)



# ZERO 60B

60ml Container with 20ml  
of 10% Neutral Buffered Formalin



PART NO.	SIZE	FILL LEVEL	CAP COLOR	PACKAGING
<b>6001</b>	60 ml	20 ml	TRANSLUCENT	192/CASE
<b>6002</b>	60 ml	20 ml	ORANGE	192/CASE
<b>6003</b>	60 ml	20 ml	BLUE	192/CASE
<b>6004</b>	60 ml	20 ml	YELLOW	192/CASE
<b>6005</b>	60 ml	20 ml	PINK	192/CASE
<b>6006</b>	60 ml	20 ml	GREEN	192/CASE
<b>6007</b>	60 ml	20 ml	GREY	192/CASE
<b>6008</b>	60 ml	20 ml	LILAC	192/CASE



**Meccanica GM s.r.l. - Medical Division**  
Via Barca snc - 600125 Loreto (AN), Italy  
Tel. 07 1970727 - Fax 07 1976440  
[medical@meccanicagm.com](mailto:medical@meccanicagm.com) - [www.prodottozero.com](http://www.prodottozero.com)





# ZERO 150C

150ml Container with 60ml of 10% Neutral Buffered Formalin



PART NO.	SIZE	FILL LEVEL	CAP COLOR	PACKAGING
<b>15001</b>	150 ml	60 ml	TRANSLUCENT	96/CASE
<b>15002</b>	150 ml	60 ml	ORANGE	96/CASE
<b>15003</b>	150 ml	60 ml	BLUE	96/CASE
<b>15004</b>	150 ml	60 ml	YELLOW	96/CASE
<b>15005</b>	150 ml	60 ml	PINK	96/CASE
<b>15006</b>	150 ml	60 ml	GREEN	96/CASE
<b>15007</b>	150 ml	60 ml	GREY	96/CASE
<b>15008</b>	150 ml	60 ml	LILAC	96/CASE



# ZERO 500D

500ml Container with mix of 115ml 8% Neutral Buffered Formaline + 115ml of Phosphate Buffered Saline

PART NO.	SIZE	FILL LEVEL	CAP COLOR	PACKAGING
<b>50001</b>	500 ml	230 ml	TRANSLUCENT	16/CASE
<b>50002</b>	500 ml	230 ml	TRANSLUCENT	16/CASE



“The **safety** of the people shall be the highest law”

- Marcus Tullius Cicero